
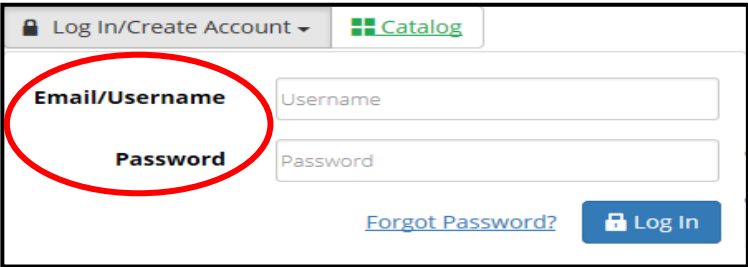


How to Add a New Family Member to your Account (New member = spouse, children, dependents)

Go to
www.SantaClaritaVolunteers.com → 

1. Click **LOGIN** → Enter email/password

Log In/Create Account ▾ [Catalog](#)

Email/Username

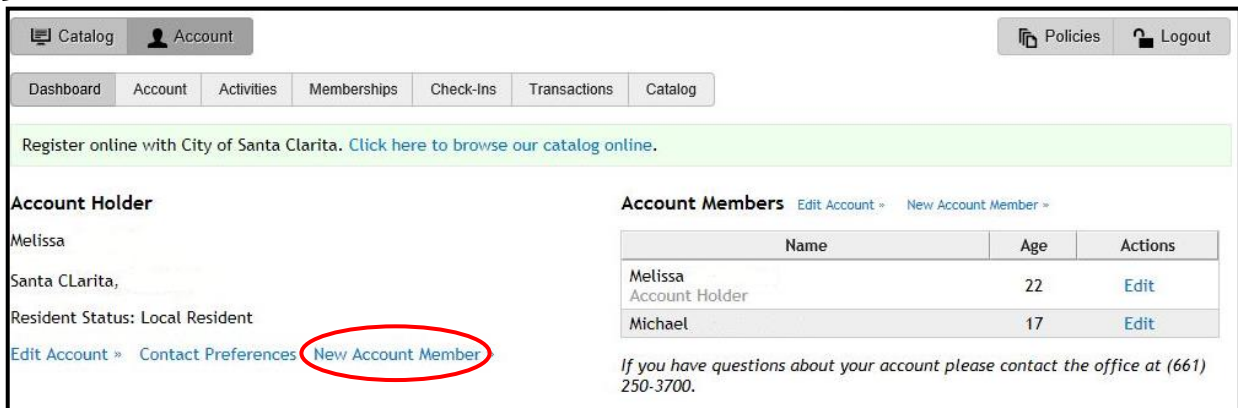
Password

[Forgot Password?](#)

2. Click **ACCOUNT**



3. Click **NEW ACCOUNT MEMBER**



Account Holder: Melissa, Santa CLarita, Resident Status: Local Resident

[Edit Account](#) » [Contact Preferences](#) [New Account Member](#)

Name	Age	Actions
Melissa Account Holder	22	Edit
Michael	17	Edit

If you have questions about your account please contact the office at (661) 250-3700.

4. On the next screen, enter the information for the new account member, just as you did for yourself when you created your account. Remember to **click SAVE** at the end of each page.



YOU'RE NOT DONE! After adding your family members, **log back in and sign up to volunteer for each opportunity you and/or your family members are interested in.**